



FIREBIRD
ENVIROAIR 11kW
Air-to-Water Heat Pump

ENTRY INTO DEAP 4

FOR
BER ASSESSMENT / PART L COMPLIANCE

Prior to entering the heat pump in **HEAT SOURCES**, you must complete the **CONTROLS AND RESPONSIVENESS** tab:

- **Heating system category:** Central heating systems with radiators or underfloor heating
- **Sub Category:** Heat pumps
- **Heating System:** Air-to-water heat pump (electric)
- **Heat Emitter Type:** Underfloor heating, pipes in screed above insulation (*most likely - confirm*)
- **Heating System Controls:** Time and temperature zone control (*most likely - confirm*)
- **Load or weather compensation:** (*most likely - confirm*)

(You will now go to **HEAT SOURCES**, + ADD HEAT SOURCE, ADD NEW ITEM TO LIBRARY)

Create Library Item

Make the following entries in the BASIC PROPERTIES tab:

- **Item Type:** Heat Source
- **Item Name:** Enviroair 11kW
- **Keywords:** Optional
- **Manufacturer:** Firebird
- **Model:** Enviroair 11kW
- **Heating Source Type:** Heat pumps
- **Heat Pump Type:** Air to Water
- **Space Heating Standard:** I.S. EN 14825
- **Water Heating Standard:** I.S. EN 16147
- **Seasonal Space Heating Efficiency, hs [%]:** 136
- **Water Heating Efficiency, hwh [%]:** 114.34
- **Temperature Control (Capacity Control):** Variable Outlet
- **TOL:** -10 (° C)
- **WTOL:** 55 (°C)

Create Library Item



BASIC PROPERTIES

HEAT PUMP TEST DATA

Item Type *

Heat Source



Item Name *

Enviroair 11kW

Keywords

Manufacturer *

Firebird

Model *

Enviroair 11kW

Heating Source Type *

Heat pumps



Heat Pump Type *

Air to Water



Space Heating Standard

I.S. EN 14825



Water Heating Standard

I.S. EN 16147



Seasonal Space Heating Efficiency, η_s [%] *

136

Water Heating Efficiency, η_{wh} [%] *

114.34

CANCEL

SAVE

Create Library Item



Heat pumps

Air to Water

Space Heating Standard

Water Heating Standard

I.S. EN 14825

I.S. EN 16147

Seasonal Space Heating Efficiency, η_s [%] *

Water Heating Efficiency, η_{wh} [%] *

136

114.34

Temperature Control (Capacity Control) *

Variable Outlet

Integrated Immersion

Flow temperature \geq [60|65] $^{\circ}$ C

TOL *

WTOL *

-10

55

CANCEL

SAVE

Create Library Item

Make the following entries (in RED) in the HEAT PUMP TEST DATA tab:

➔ **Test condition - Low (35 °C)**

	A (88%) - 7 °C	B (54%) - 2 °C	C (35%) -7 °C	D (15%) 12 °C	E* (100%) TOL
Source	A-7	A2	A7	A12	A-15
Sink	W34	W30	W27	W24	W35
Heating Capacity (kW)	9.6	5.84	3.76	3.7	10.5
Coefficient of Performance (kW/kW)	2.74	5.2	5.8	6.4	2.65

Create Library Item



BASIC PROPERTIES

HEAT PUMP TEST DATA

Heating System Test data: I.S. EN 14825

Test Condition - Low (35°C)

	A (88%) -7°C	B (54%) 2°C	C (35%) 7°C	D (15%) 12°C	E* (100%) TOL
Source	A-7	A2	A7	A12	A-10
Sink	W34	W30	W27	W24	W35
Heating Capacity (kW)	9.6	5.84	3.76	3.7	10.5
Coefficient of Performance (kW/kW)	2.74	5.2	5.8	6.4	2.65

Test Condition - Medium (45°C)

CANCEL

SAVE

Create Library Item

Make the following entries (in RED) in the HEAT PUMP TEST DATA tab:

➔ **Test condition - High (55 °C) ***

	A (88%) - 7 °C	B (54%) - 2 °C	C (35%) -7 °C	D (15%) 12 °C	E* (100%) TOL
Source	A-7	A2	A7	A12	A-15
Sink	W52	W42	W36	W30	W55
Heating Capacity (kW)	8.6	5.23	3.52	3.6	7.4
Coefficient of Performance (kW/kW)	1.8	3.6	4.8	5.8	1.7

Create Library Item



➔ Test Condition - Low (35°C)

➔ Test Condition - Medium (45°C)

➔ **Test Condition - High (55°C) ***

	A (88%) -7°C	B (54%) 2°C	C (35%) 7°C	D (15%) 12°C	E* (100%) TOL
Source	A-7	A2	A7	A12	A-10
Sink	W52	W42	W36	W30	W55
Heating Capacity (kW)	8.6	5.23	3.52	3.6	7.4
Coefficient of Performance (kW/kW)	1.8	3.6	4.8	5.8	1.7

CANCEL

SAVE

Create Library Item

Make the following entries in the HEAT PUMP TEST DATA tab:

➔ Heating System Test Data I.S. EN 16147

- **Source of Data:** Water heating energy efficiency
- **Water heating energy efficiency, hwh [%]:** 114.34
- **Reference Hot Water Temperature (°C):** 49.9
- **Capacity of Heat Pump [kW]:** 6.85
- **Declared Load Profile:** XL
- **Standby Heat Loss [kWhr/day]:** 0.01
- **Volume of DHW accounted for in test [litre]:** 262

Now you can SAVE this Library Item.

Create Library Item



Coefficient of Performance (kW/kW)

⊞ Test Condition - Very High (65°C)

Heating System Test data: I.S. EN 16147

Source of Data *

Water heating energy efficiency ▼

Co-efficient of Performance [kW/kW]

Water heating energy efficiency, nwh [%] *

114.34

Reference Hot water Temperature [°C] *

49.9

Capacity of Heat Pump [kW] *

6.85

Declared load profile *

XL ▼

Standby Heat Loss [kWh/day] *

0.01

Volume of DHW accounted for in test [litre] *

262

CANCEL

SAVE






Add from Library ✕
 Heat sources filtered to match heating system properties in the controls and responsiveness tab


COMMON ITEMS **SEARCH** RECENT ITEMS

Search Library Items

Q Enviroair 11

Minimum 3 characters are required to start search

Type	Name & Product Details	Seasonal Efficiency (%)	Source
	Enviroair 11kW Manufacturer: Firebird , Model: Enviroair 11kW , Type: Heat pumps, Air to Water , Space Heating Standard: I.S. EN 14825 , Water Heating Standard: I.S. EN 16147 , Water Heating Seasonal Efficiency: 114.34%	136	   

 Items found: 1

|< < 1 > >|

ADD NEW ITEM TO LIBRARY

CANCEL

ADD SELECTED ITEM

You will ADD SELECTED ITEM and then DEAP will ask for more information:

Edit Primary Heat Source

- **Load or weather compensation:** (*most likely - confirm*)
- **Design Flow Temperature (°C):** from Designer Installer Sign-Off Form
- **Daily Operation [h]:** from Designer Installer Sign-Off Form
- **Back Up Space Heater Fuel:** None Present (most likely, as this refers to a hybrid Primary Heating System – NOT the Secondary Heating System in the dwelling.)
- **Back Up Water Heater Fuel:** Electricity (**most likely**, as this refers to an electric immersion which is occasionally used to boost the hot water temperature to 60°C+ to kill bacteria.)

Now you can SAVE this Heat Source to the DEAP Survey.

🔥 Edit Primary Heat Source
✕

🔍 Product Details

Type: Heat pumps

Heat Pump Type: Air to Water

Manufacturer: Firebird

Model: Enviroair 11kW

Seasonal Space Heating Efficiency, η_s : 136

This is the Ecodesign Seasonal Space Heating Efficiency, η_s . When the survey is completed, the efficiency will be updated to reflect the performance of the heat pump in this dwelling.

Eff. Adj. Factor: 1

[VIEW DETAILS IN LIBRARY](#)

✎ Survey Details

Heat % *

Fuel Type: Electricity Heats Water

Design Flow Temperature [C] *

Daily Operation [h] *

Back Up Space Heater Fuel: None Present

Back Up Space Heater Efficiency [%]:

Back Up Water Heater Fuel: Electricity

Back Up Water Heater Efficiency [%] *

CANCEL
SAVE

Both Design Flow Temperature and Daily Operation Hours from Designer Installer Sign-Off Form. (Commonly 35°C and 24 hrs respectively for underfloor heating)

seai SUSTAINABLE ENERGY AUTHORITY OF IRELAND

DEAP4 > Survey

Detached Dormer Bungalow

Dormer Firebird Test 11kW

CONTROLS AND RESPONSIVENESS PUMPS AND FANS **HEAT SOURCES** SUMMER INTERNAL TEMP.

Type	Heat %	Name	Manufacturer & Model	Seasonal Efficiency (η_s)	Efficiency Adj. Factor	Fuel Type	Design Flow Temp. [C]	Daily Operation [h]	Heats water
Primary	100	Enviroair 11kW	Firebird, Enviroair 11kW	136.00	1.00	Electricity	35	24	Yes
Total Heat [%]									
								+ ADD HEAT SOURCE	

CHP

CHP fuel type

None

Fraction of space and water heating from CHP Heat Efficiency of CHP Electrical Efficiency of CHP

Errors caused by incomplete information on Water Heating tab – “Heat Pump Type of DHW” – go to Water Heating

seai SUSTAINABLE ENERGY AUTHORITY OF IRELAND

DEAP4 > Survey

Detached Dormer Bungalow

Dormer Firebird Test 11kW

Count	Room	Name	Description	Type	Mixer System	Flow Restrictor	Flow Rate	Waste Water Heat Recovery Efficiency	Waste Water Heat Recovery Utilisation Factor
1		Bath							
1		Instantaneous electric shower (vented or unvented)		Electric		No			

[+ ADD SHOWERS & BATHS](#)

Options

Distribution Losses
 Storage Losses
 Is supplementary electric water heating used in summer
 Is there a combi boiler

Storage

Is hot water storage indoors or in group heating scheme?

Storage Type: Cylinder, indirect
 Storage Volume [l]: 180

Heat Pump Type of DHW *
Separate Hot Water Storage

Results

Temperature Factor Unadjusted: 0.6

Temperature Factor Multiplier

Select type of DHW storage.

seai SUSTAINABLE ENERGY AUTHORITY OF IRELAND

DEAP4 > Survey

Detached Dormer Bungalow

Dormer Firebird Test 11kW

CONTROLS AND RESPONSIVENESS PUMPS AND FANS **HEAT SOURCES** SUMMER INTERNAL TEMP.

Type	Heat %	Name	Manufacturer & Model	Seasonal Efficiency (η_s)	Efficiency Adj. Factor	Fuel Type	Design Flow Temp. [C]	Daily Operation [h]	Heats water	
Primary	100	Enviroair 11kW	Firebird, Enviroair 11kW	545.92	1.00	Electricity	35	24	Yes	
Total Heat [%]		100								+ ADD HEAT SOURCE
<p>CHP</p> <p>CHP fuel type: None</p> <p>Fraction of space and water heating from CHP Heat Efficiency of CHP Electrical Efficiency of CHP</p>										

Errors now corrected and warnings gone from Space Heat Sources.

If you are Installing the Firebird HP210ERP cylinder in the dwelling, the DEAP entries in the Water Heating tab are:

OPTIONS & STORAGE

- **Distribution Losses:** (*most likely - confirm*)
- **Storage Losses:**
- **Is hot water storage indoors or in group heating scheme:** (*most likely - confirm*)
- **Storage Type:** Cylinder, indirect
- **Storage Volume [l]:** 210
- **Heat Pump Type of DHW:** Separate Hot Water Storage
- **Is manufacturers declared loss available:**
- **Make and Model:** Firebird HP210ERP

If you are Installing the Firebird HP210ERP cylinder in the dwelling, the DEAP entries in the Water Heating tab are:

OPTIONS & STORAGE

- **Declared Loss [kWh/day]: 1.76** (*equal to 73W*)
- **Primary Circuit Loss Type:** Boiler with uninsulated primary pipework and with cylinder thermostat (*unless you can prove every mm of the primary pipework is actually insulated, also assuming there actually is a cylinder thermostat*).
- **Cylinder Thermostat:**
- **Cylinder Heated by Boiler System having separate time control of DHW:** (*assuming this is actually the case*)

(In the HEAT SOURCE sub-tab, the Enviroair 11kW heat pump should already be entered as you selected the “Heats Water” option in the Space Heating tab).

Distribution Losses
 Storage Losses
 Is supplementary electric water heating used in summer
 Is there a combi boiler

Is hot water storage indoors or in group heating scheme?

Storage Type	Storage Volume [l]	Heat Pump Type of DHW *
Cylinder, indirect	210	Separate Hot Water Storage

Is manufacturers declared loss available

Make and Model	Declared Loss [kWh/day]
Firebird HP210ERP	1.76

Insulation Type: None
 Insulation Thickness [mm]:
 Winter operating temp. of electric CPSU [°C]:

Primary Circuit Loss Type: Boiler with uninsulated primary pipework and with cylinder thermostat

Cylinder Thermostat
 Cylinder Heated by Boiler System having separate time control of DHW

Results

Temperature Factor Unadjusted: 0.6

Temperature Factor Multiplier: 0.9

Should you have any queries, please contact us at Firebird: info@firebird.ie